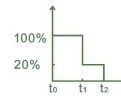




**Sensor
DIM LED
Driver**



Step dimming



ON/OFF function



Normal motion detecting



Daylight threshold



5 Year Guarantee

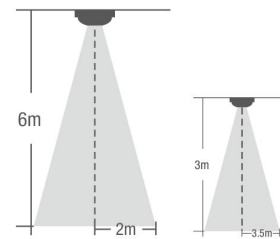
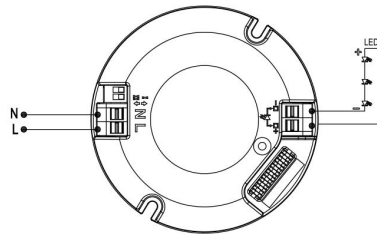
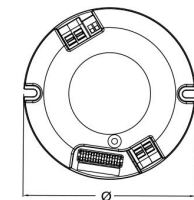
SD-30-MS-02K



SAA



Wall light



Detection area*

100% 2m 3.5m
50% 0.5m 1.5m

*These data were tested by a 165cm height person and his walking speed is 1m/s.

SPECIFICATIONS

Input Voltage	220~240Vac	220~240Vac	220~240Vac
Output	28-52V/300mA	28-52V/350mA	22~40V;450mA/550mA/600mA/700mA
HF system	5.8GHz±75MHz, ISM wave band	5.8GHz±75MHz, ISM wave band	5.8GHz±75MHz, ISM wave band
Transmitting power	<0.5mW	<0.5mW	<0.5mW
Power consumption	≤0.5W(stand-by)	≤0.5W(stand-by)	≤0.5W(stand-by)
Detection Area(Radius)	4m	4m	4m
Max. Mounting height	6m	6m	6m
Daylight sensor	5lux/15lux/50lux/disable	5lux/15lux/50lux/disable	5lux/15lux/50lux/disable
Hold time	5s/90s/3min/10min	5s/90s/3min/10min	5s/90s/3min/10min
Stand-by Period	0s/30s/10min/+∞	0s/30s/10min/+∞	0s/30s/10min/+∞
Stand-by DIM Level	10%/25%	10%/25%	10%/25%
Operating temperature	-25℃ ~50℃	-25℃ ~50℃	-25℃ ~45℃
IP rating	IP20	IP20	IP20
Dimension(Φ×H)	68x28.5mm	68x28.5mm	82x28.5mm