

Features

- High Efficiency (Up to 90.5%)
- Full Power at Wide Output Current Range (Constant Power)
- 0-10V/10V PWM Dimmable (DV models)
3 Timer Modes Dimmable (TV models)
- Input Surge Protection: 6kV line-line, 10kV line-earth
- All-Around Protection: OVP, SCP, OTP
- Waterproof (IP67)
- SELV Output
- Suitable for Independent Use
- 5 Years Warranty



Description

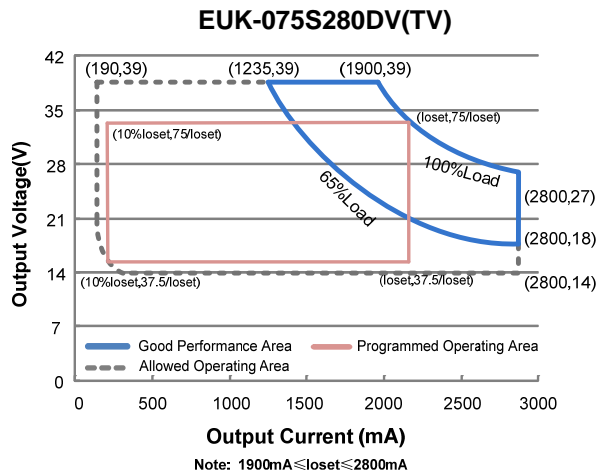
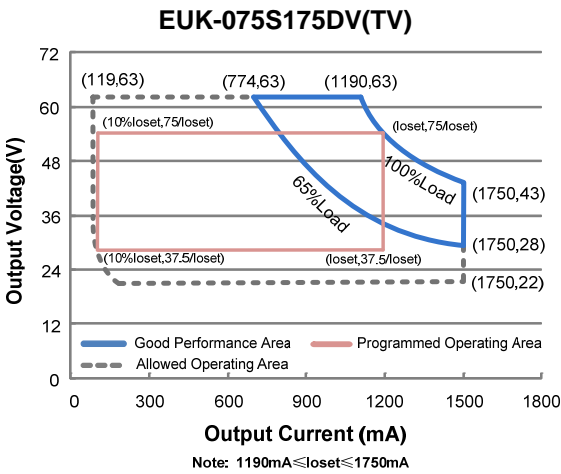
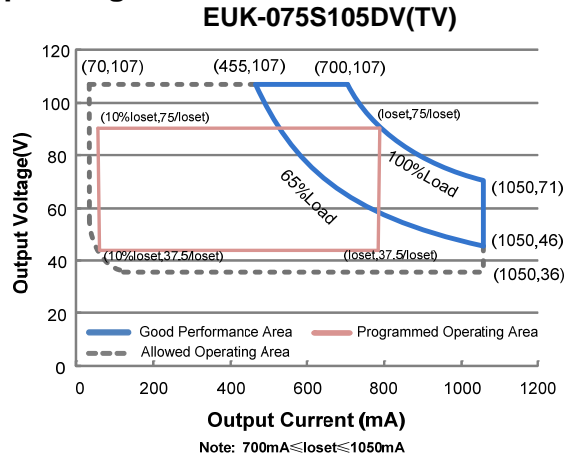
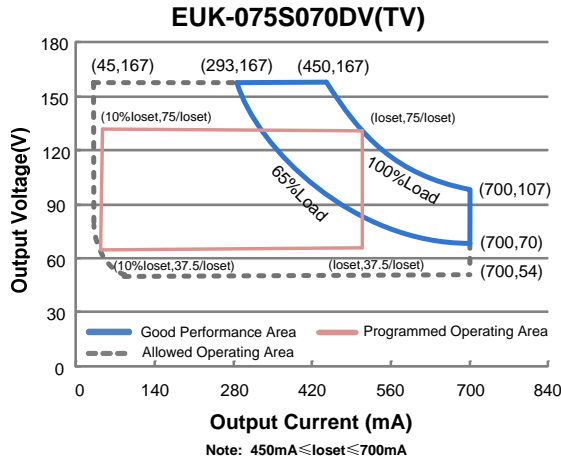
The *EUK-075SxxxDV(TV)* series is a 75W, constant-current, programmable IP67 LED driver that operates from 90-305 Vac input with excellent power factor. It is created for many lighting applications including low bay, tunnel and street. The high efficiency of these drivers and compact metal case enables them to run cooler, significantly improving reliability and extending product life. To ensure trouble-free operation, protection is provided against input surge, output over voltage, short circuit, and over temperature.

Models

Adjustable Output Current Range	Full-Power Current Range (1)	Default Output Current	Input Voltage Range(2)	Output Voltage Range	Max. Output Power	Typical Efficiency (3)	Power Factor		Model Number
							120Vac	220Vac	
45-700mA	450-700mA	530 mA	90~305 Vac/ 127~250 Vdc	54~167Vdc	75 W	90.5%	0.98	0.96	EUK-075S070DV(TV)
70-1050mA	700-1050mA	700 mA	90~305 Vac/ 127~250 Vdc	36~107Vdc	75 W	90.0%	0.98	0.96	EUK-075S105DV(TV) ⁽⁴⁾
119-1750mA	1190-1750mA	1400 mA	90~305 Vac/ 127~250 Vdc	22 ~ 63Vdc	75 W	90.0%	0.98	0.96	EUK-075S175DV(TV) ⁽⁴⁾
190-2800mA	1900-2800mA	2100 mA	90~305 Vac/ 127~250 Vdc	14 ~ 39Vdc	75 W	88.5%	0.98	0.96	EUK-075S280DV(TV) ⁽⁴⁾

- Notes:** (1) Output current range with constant power at 75W
 (2) Certified voltage range: 100-240Vac or 127-250Vdc (except CCC, PSE, KS and BIS)
 (3) Measured at 100% load and 220Vac input (see below "General Specifications" for details).
 (4) SELV Output.

I-V Operating Area



Input Specifications

Parameter	Min.	Typ.	Max.	Notes
Input Voltage	90 Vac	-	305 Vac	127~250 Vdc
Input Frequency	47 Hz	-	63 Hz	
Leakage Current	-	-	0.70 mA	IEC60598-1; 240Vac/ 60Hz
Input AC Current	-	-	0.8 A	Measured at 100% load and 120 Vac input.
	-	-	0.40 A	Measured at 100% load and 220 Vac input.
Inrush Current(I ² t)	-	-	0.25 A ² s	At 220Vac input, 25°C cold start, duration=112 us, 10%Ipk-10%Ipk. See Inrush Current Waveform for the details
PF	0.9	-	-	At 100-240Vac, 50-60Hz, 65%-100%Load (49-75W)
THD	-	-	20%	
THD	-	8%	-	At 220-240Vac, 50-60Hz, 80%-100%Load (60-75W)

Output Specifications

Parameter	Min.	Typ.	Max.	Notes
Output Current Tolerance	-5%loset	-	5%loset	100% load
Output Current Setting(loset) Range				
EUK-075S070DV(TV)	45 mA	-	700 mA	
EUK-075S105DV(TV)	70 mA	-	1050 mA	
EUK-075S175DV(TV)	119 mA	-	1750 mA	
EUK-075S280DV(TV)	190 mA	-	2800 mA	
Output Current Setting Range with Constant Power				
EUK-075S070DV(TV)	450 mA	-	700 mA	
EUK-075S105DV(TV)	700 mA	-	1050 mA	
EUK-075S175DV(TV)	1190 mA	-	1750 mA	
EUK-075S280DV(TV)	1900 mA	-	2800 mA	
Total Output Current Ripple (pk-avg)	-	50%lomax	100%lomax	100% load. 20 MHz BW
Startup Overshoot Current	-	-	10%lomax	100% load
No Load Output Voltage				
EUK-075S070DV(TV)	-	-	200 V	
EUK-075S105DV(TV)	-	-	119 V	
EUK-075S175DV(TV)	-	-	78 V	
EUK-075S280DV(TV)	-	-	59 V	
Line Regulation	-	-	±5.0%	100% load
Load Regulation	-	-	±5.0%	
Turn-on Delay Time	-	-	1.0 s	Measured at 120Vac input, 65%-100% Load
	-	-	0.5 s	Measured at 220Vac input, 65%-100% Load
Temperature Coefficient of loset	-	0.06%/°C	-	Case temperature = 0°C ~Tc max

Note: All specifications are typical at 25°C unless otherwise stated.

General Specifications

Parameter	Min.	Typ.	Max.	Notes
Efficiency at 120 Vac input:				
EUK-075S070DV(TV)				
lo= 450 mA	85.5%	87.5%	-	Measured at 100% load and steady-state temperature in 25°C ambient; (Efficiency will be about 2.0% lower if measured immediately after startup.)
lo= 700 mA	85.5%	87.5%	-	
EUK-075S105DV(TV)				
lo= 700 mA	85.5%	87.5%	-	
lo=1050 mA	84.5%	86.5%	-	
EUK-075S175DV(TV)				
lo=1190 mA	85.0%	87.0%	-	
lo=1750 mA	84.5%	86.5%	-	
EUK-075S280DV(TV)				
lo=1900 mA	83.5%	85.5%	-	
lo=2800 mA	82.0%	84.0%	-	

General Specifications

Parameter	Min.	Typ.	Max.	Notes
Efficiency at 220 Vac input: EUK-075S070DV(TV) I _o = 450 mA I _o = 700 mA EUK-075S105DV(TV) I _o = 700 mA I _o =1050 mA EUK-075S175DV(TV) I _o =1190 mA I _o =1750 mA EUK-075S280DV(TV) I _o =1900 mA I _o =2800 mA	88.5% 88.0% 88.0% 87.0% 88.0% 87.0% 86.5% 85.0%	90.5% 90.0% 90.0% 89.0% 90.0% 89.0% 88.5% 87.0%	- - - - - - - -	Measured at 100% load and steady-state temperature in 25°C ambient; (Efficiency will be about 2.0% lower if measured immediately after startup.)
Efficiency at 277 Vac input: EUK-075S070DV(TV) I _o = 450 mA I _o = 700 mA EUK-075S105DV(TV) I _o = 700 mA I _o =1050 mA EUK-075S175DV(TV) I _o =1190 mA I _o =1750 mA EUK-075S280DV(TV) I _o =1900 mA I _o =2800 mA	88.5% 88.5% 88.5% 88.0% 88.0% 87.5% 86.5% 85.5%	90.5% 90.5% 90.5% 90.0% 90.0% 89.5% 89.0% 87.5%	- - - - - - - -	Measured at 100% load and steady-state temperature in 25°C ambient; (Efficiency will be about 2.0% lower if measured immediately after startup.)
MTBF	-	556,000 Hours	-	Measured at 220Vac input, 80%Load and 25°C ambient temperature (MIL-HDBK-217F)
Lifetime	-	84,000 Hours	-	Measured at 220Vac input, 80%Load and 70°C case temperature; See lifetime vs. T _c curve for the details
Operating Case Temperature for Safety T _{c_s}	-40°C	-	+90°C	
Operating Case Temperature for Warranty T _{c_w}	-40°C	-	+75°C	Case temperature for 5 years warranty
Storage Temperature	-40°C	-	+85°C	Humidity: 5%RH to 100%RH
Dimensions Inches (L x W x H) Millimeters (L x W x H)	5.71 x 2.66 x 1.44 145 x 67.5 x 36.5			With mounting ear 6.54 x 2.66 x 1.44 166 x 67.5 x 36.5
Net Weight	-	770 g	-	

Note: All specifications are typical at 25°C unless otherwise stated.

Dimming Specifications

Parameter		Min.	Typ.	Max.	Notes
DV Models	Absolute Maximum Voltage on the Vdim (+) Pin	-20 V	-	20 V	
	Source Current on Vdim (+)Pin	200 uA	300 uA	450 uA	Vdim(+) = 0 V
	Recommended Dimming Range for 0-10V	0 V	-	10 V	
	PWM_in High Level	-	10V	-	
	PWM_in Low Level	-	0V	-	
	PWM_in Frequency Range	200 Hz	-	2 KHz	
	PWM_in Duty Cycle	0%	-	100%	
TV Models	Dimming Level	10%	-	100%	Default is Traditional Timer. Dimming mode set to Self-Adapting-Midnight or Self Adapting-Percentage in PC interface.
	Hold Time	0 Hours	-	18 Hours	
	Fade Time	0 Minutes	-	60 Minutes	
	Dimming Step	1	-	6	
Dimming Output Range	EUK-075S070DV(TV) EUK-075S105DV(TV) EUK-075S175DV(TV) EUK-075S280DV(TV)	10%loset	-	loset	450 mA ≤ loset ≤ 700 mA 700 mA ≤ loset ≤ 1050 mA 1190 mA ≤ loset ≤ 1750 mA 1900 mA ≤ loset ≤ 2800 mA
	EUK-075S070DV(TV) EUK-075S105DV(TV) EUK-075S175DV(TV) EUK-075S280DV(TV)	45 mA 70 mA 119 mA 190 mA	-	loset	45 mA ≤ loset < 450 mA 70 mA ≤ loset < 700 mA 119 mA ≤ loset < 1190 mA 190 mA ≤ loset < 1900 mA

Safety & EMC Compliance

Safety Category	Standard
CE	EN 61347-1, EN61347-2-13
CCC	GB 19510.1, GB 19510.14
KS	KS C 7655
EMI Standards	Notes
EN 55015/GB 17743 ⁽¹⁾	Conducted emission Test & Radiated emission Test
EN 61000-3-2/GB 17625.1	Harmonic current emissions
EN 61000-3-3	Voltage fluctuations & flicker
EMS Standards	Notes
EN 61000-4-2	Electrostatic Discharge (ESD): 8 kV air discharge, 4 kV contact discharge
EN 61000-4-3	Radio-Frequency Electromagnetic Field Susceptibility Test-RS
EN 61000-4-4	Electrical Fast Transient / Burst-EFT

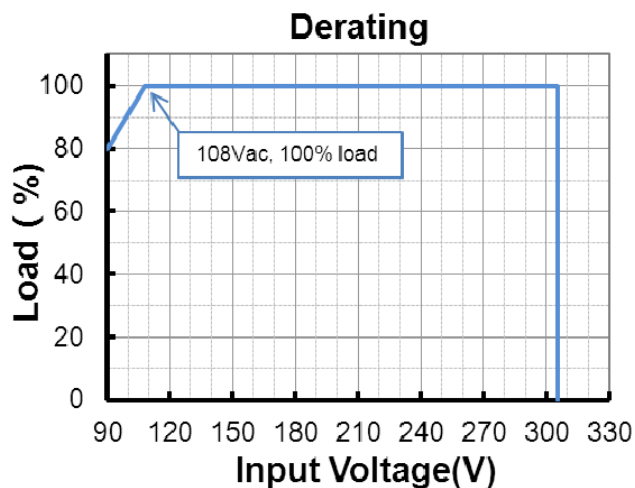
Safety & EMC Compliance (continued)

EMS Standards	Notes
EN 61000-4-5	Surge Immunity Test: AC Power Line: line to line 6 kV, line to earth 10 kV ⁽²⁾
EN 61000-4-6	Conducted Radio Frequency Disturbances Test-CS
EN 61000-4-8	Power Frequency Magnetic Field Test
EN 61000-4-11	Voltage Dips
EMS Standards	Notes
EN 61547	Electromagnetic Immunity Requirements Applies To Lighting Equipment

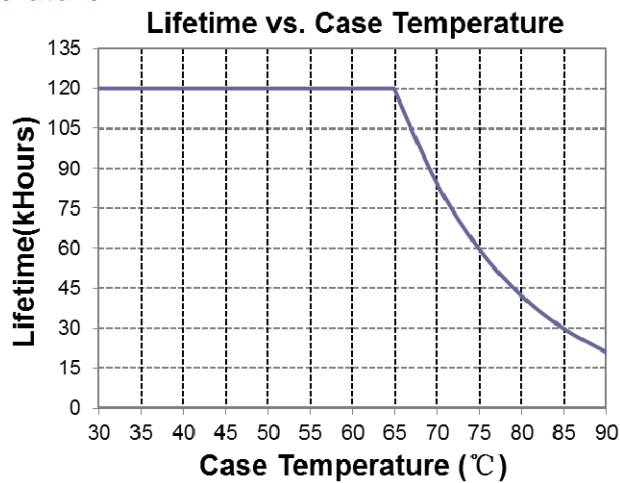
Note: (1) This LED driver meets the EMI specifications above, but EMI performance of a luminaire that contains it depends also on the other devices connected to the driver and on the fixture itself.

(2) To perform electric strength (hi-pot) testing, the "GDT ground disconnect" (nut and metal lock sheet) on the driver end-cap should be removed temporarily to prevent the internal gas discharge tube from conducting (as allowed by IEC 60598-1 Clause 10.2). After testing is completed, these items must be reinstalled to restore line-to-earth surge protection and secure the end cap.

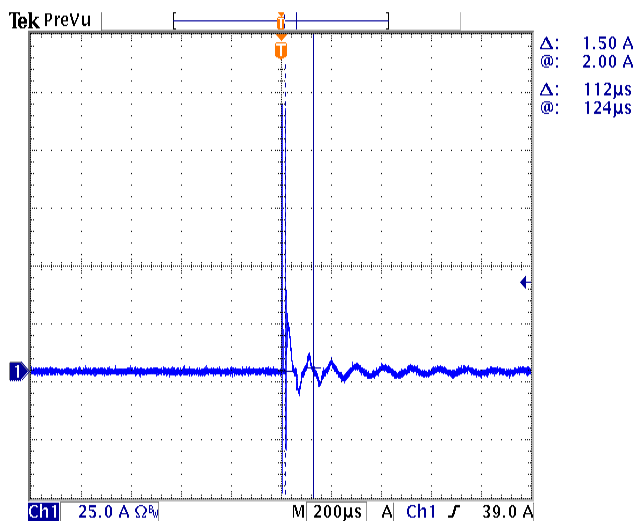
Derating



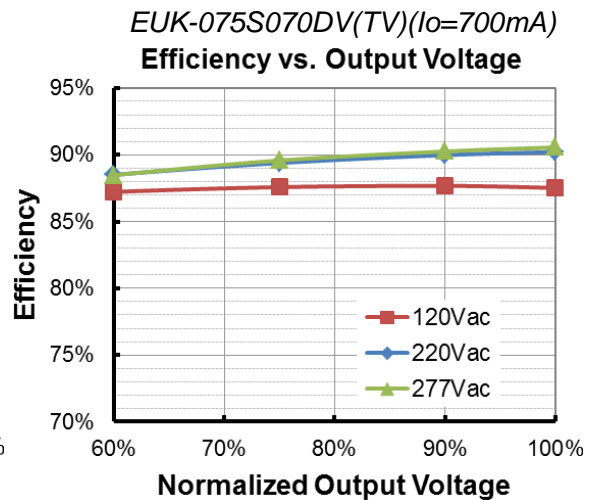
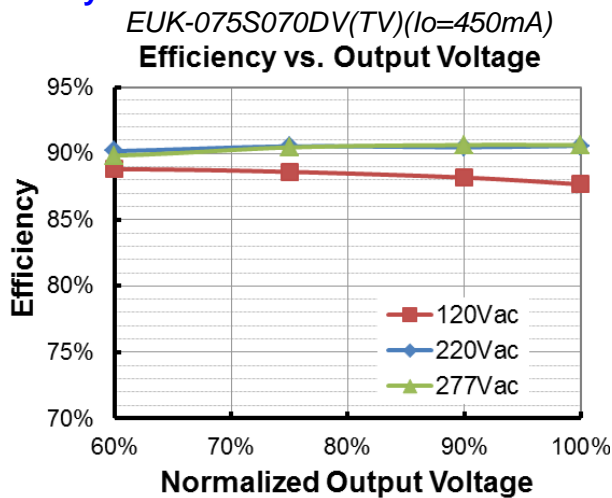
Lifetime vs. Case Temperature

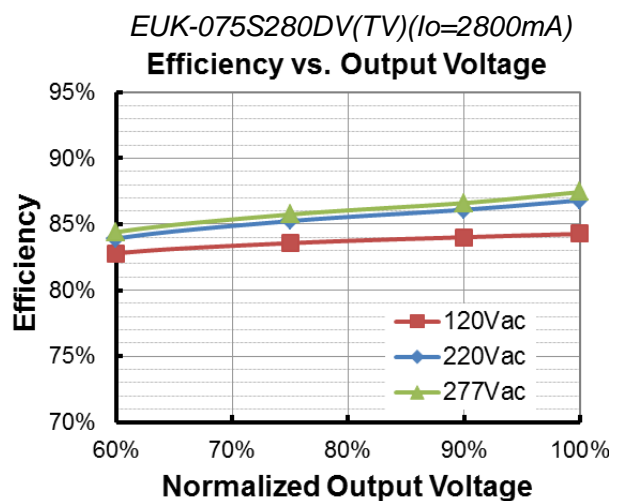
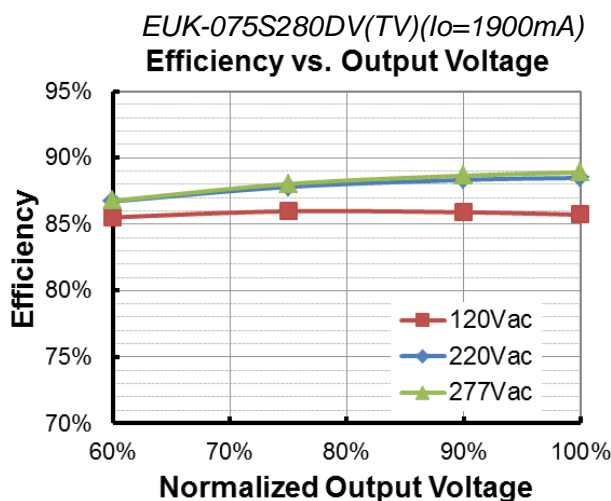
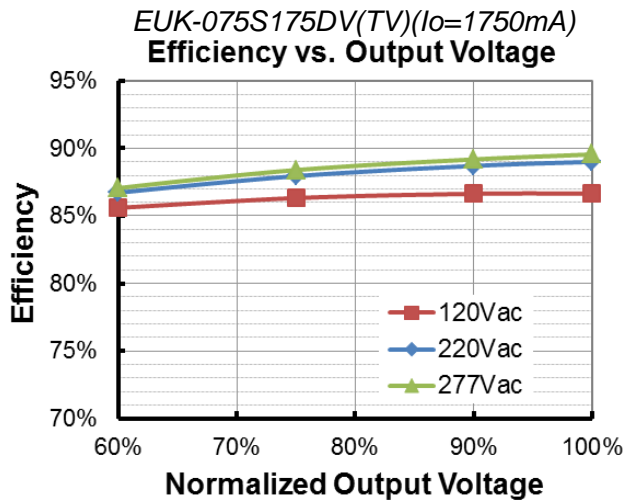
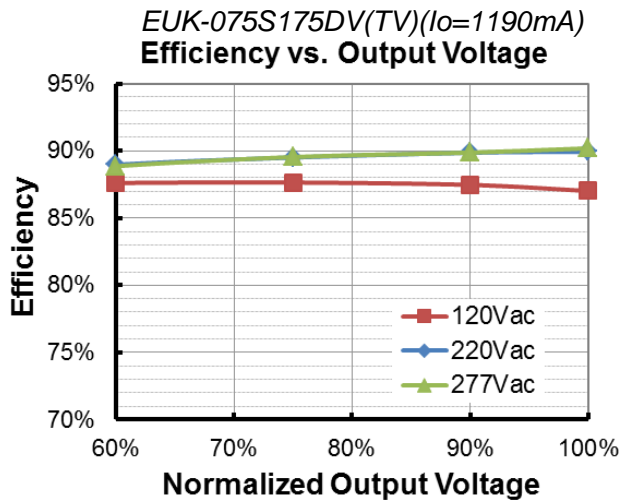
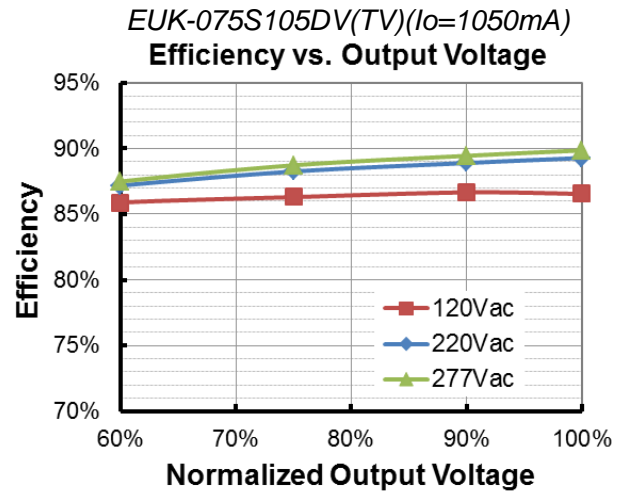
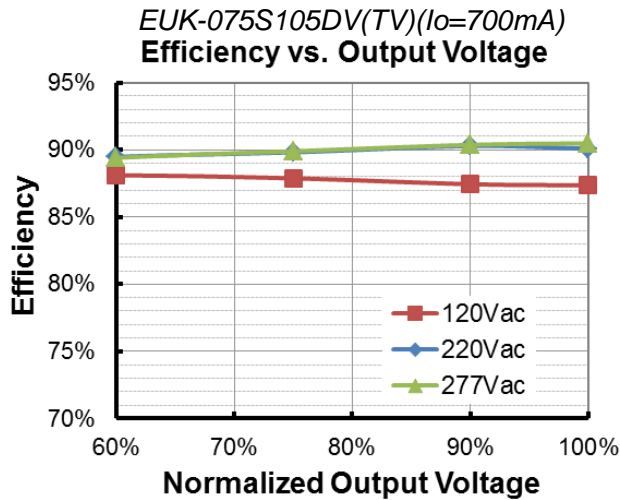


Inrush Current Waveform

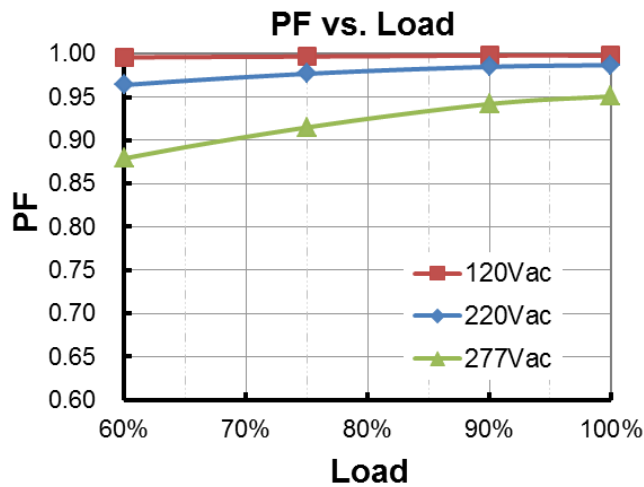


Efficiency vs. Load

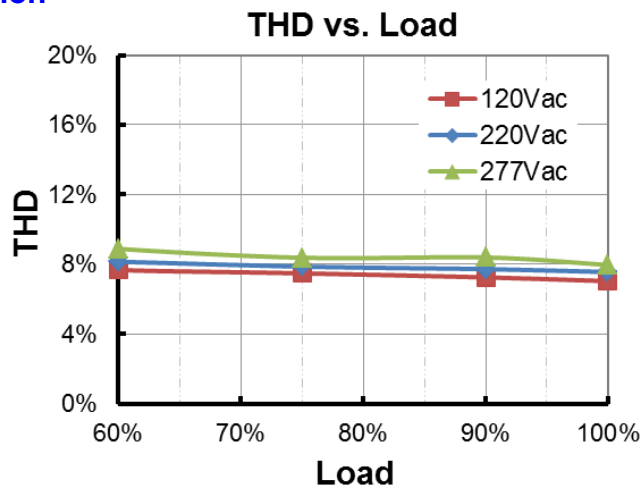




Power Factor



Total Harmonic Distortion



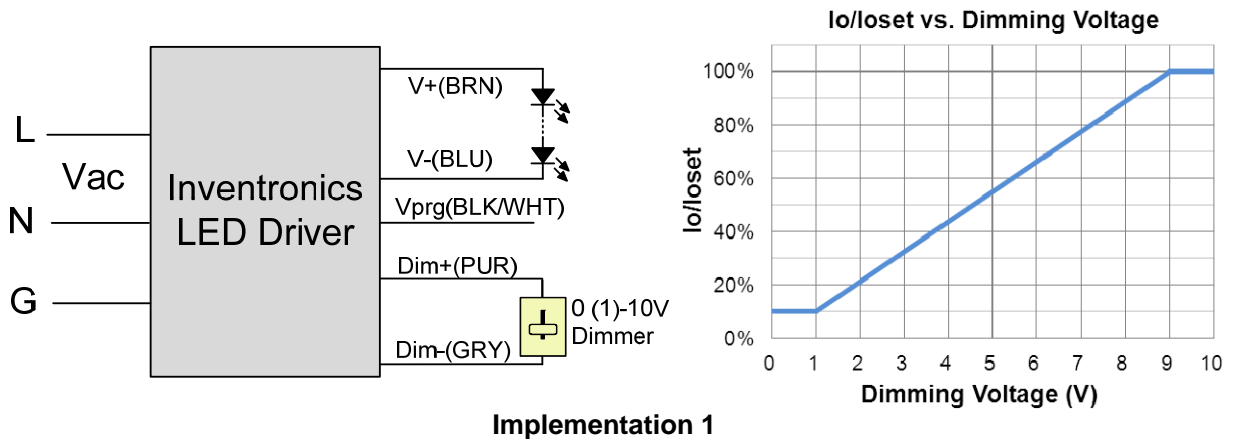
Protection Functions

Parameter	Notes
Over Temperature Protection	Decreases output current, returning to normal after over temperature is removed.
Short Circuit Protection	Auto Recovery. No damage will occur when any output is short circuited. The output shall return to normal when the fault condition is removed.
Over Voltage Protection	Limits output voltage at no load and in case the normal voltage limit fails.

Dimming

● 0-10V Dimming (Only DV models)

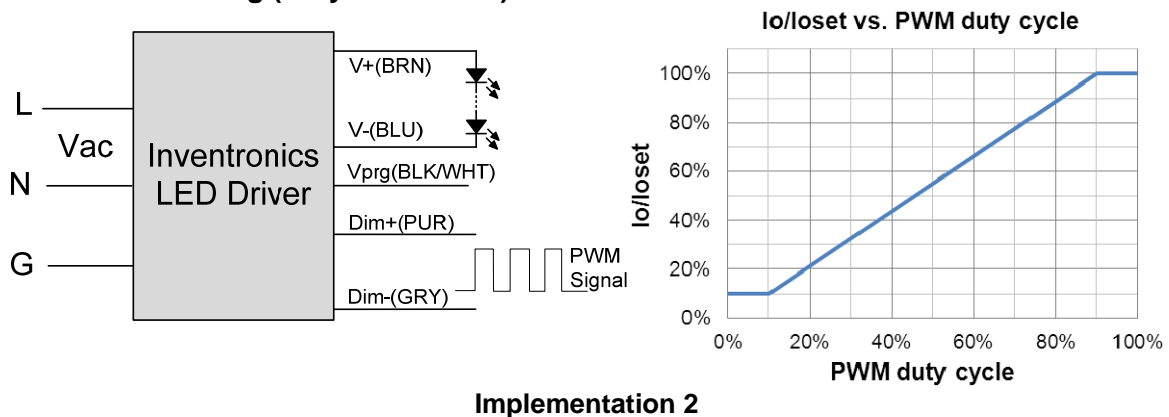
The recommended implementation of the dimming control is provided below.



Notes:

1. The dimmer can also be replaced by an active 0-10V voltage source signal or passive components like resistors and zener.
2. If 0-10V dimming is not used, Dim + should be open.

● 10V PWM Dimming (Only DV models)



Notes: If PWM dimming is not used, Dim + should be open.

● Time Dimming (Only TV models)

Time dimming control includes 3 kinds of modes, they are Self Adapting-Midnight, Self Adapting-Percentage and Traditional Timer.

- **Self Adapting-Midnight:** Automatically adjusts the dimming curve based on the on-time of past two days (if difference <15 minutes), assuming that the center point of the dimming curve is midnight local time.
- **Self Adapting-Percentage:** Automatically adjusts the on-time of each step by a constant percentage = (actual on-time for the past 2 days if difference <15 min) / (programmed on-time from the dimming curve).
- **Traditional Timer:** Follows the programmed timing curve after power on with no changes.

RoHS Compliance

Our products comply with the European Directive 2011/65/EC, calling for the elimination of lead and other hazardous substances from electronic products.

Revision History

Change Date	Rev.	Description of Change		
		Item	From	To
2017-09-25	A	Datasheets Release	/	/
2018-05-30	B	EAC	/	Added
		Description	/	Updated
		Mechanical Outline	/	Updated